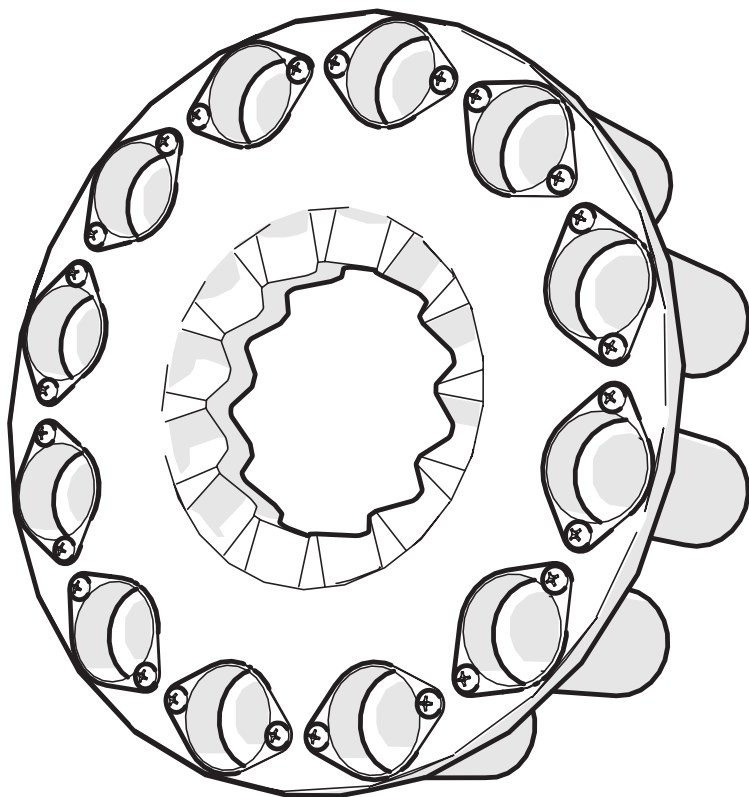


Bead Ruptor Elite™

Bead Mill Homogenizer

7 mL Tube Carriage

Quick Start Guide



Data herein has been verified and validated. It is believed adequate for the intended use of the instrument. If the instrument or procedures are used for purposes over and above the capabilities specified herein, confirmation of the validity and suitability should be obtained; otherwise OMNI International does not guarantee results and assumes no obligation or liability. This publication is not a license to operate under, or a recommendation to infringe upon, any process patents.

This product is warranted to be free from defects in material and workmanship for a period of ONE YEAR from the date of delivery. OMNI International will repair or replace and return free of charge any part which is returned to its factory within said period, transportation prepaid by user, and which is found upon inspection to have been defective in materials or workmanship. This warranty does not include normal wear from use; it does not apply to any instrument or parts which have been altered by anyone other than an employee of OMNI International nor to any instrument which has been damaged through accident, negligence, failure to follow operating instructions, the use of electric currents or circuits other than those specified on the plate affixed to the instrument, misuse, or abuse. OMNI International, reserves the right to change, alter, modify, or improve any of its instruments without any obligation whatever to make corresponding changes to any instrument previously sold or shipped.

THE FORGOING OBLIGATION IS IN LIEU OF ALL OBLIGATIONS AND LIABILITIES INCLUDING NEGLIGENCE AND ALL WARRANTIES OF MERCHANTABILITY OR OTHERWISE, EXPRESSED OR IMPLIED IN FACT OR BY LAW, AND STATE OUR ENTIRE AND EXCLUSIVE LIABILITY AND BUYERS EXCLUSIVE REMEDY FOR ANY CLAIM OF DAMAGES IN CONNECTION WITH THE SALE OR FURNISHING OF GOODS OR PARTS, THEIR DESIGN, SUITABILITY FOR USE, INSTALLATION, OR OPERATION. OMNI INTERNATIONAL WILL IN NO EVENT BE LIABLE FOR ANY SPECIAL OR CONSEQUENTIAL DAMAGES WHATSOEVER, AND THEIR LIABILITY UNDER NO CIRCUMSTANCES WILL EXCEED THE CONTRACT PRICE FOR THE GOODS FOR WHICH LIABILITY IS CLAIMED.

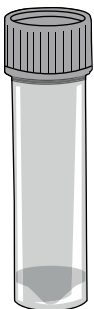
This product has been engineered for safety; however, basic safety precautions and common sense must always be demonstrated when using any electrical product.

- DO NOT attempt to modify any part of this product.
- DO NOT use in any setting other than an indoor laboratory.
- Use this product only for its intended purpose.
- DO NOT use attachments not recommended by the manufacturer.
- DO NOT operate the product if it is damaged in any way.
- Keep this product away from heated surfaces.

For research use only. Not for use in diagnostic procedures.

The Bead Ruptor Elite™ 7 mL Tube Carriage consists of the following:

Description	Quantity
Bead Ruptor Elite™ 7 mL Tube Carriage	1



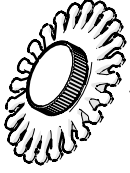
WARNING: The 7 mL Tube Carriage should not be operated at speeds in excess of 6 m/s. Effective processing can be achieved at speeds from 4-5 m/s for most applications. At speeds above 6 m/s, tubes could be ejected from the tube carriage.

WARNING: Place tubes evenly in the Bead Ruptor Elite™ 7 mL Tube Carriage to distribute weight.

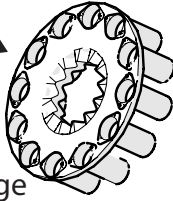
TUBE COMPATIBILITY: Only use OMNI 7 mL tubes.

The Bead Ruptor Elite™ 7 mL Tube Carriage has been optimized for this tube geometry.


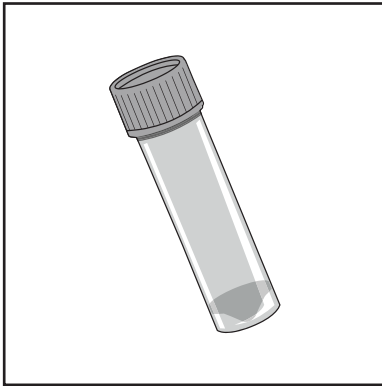
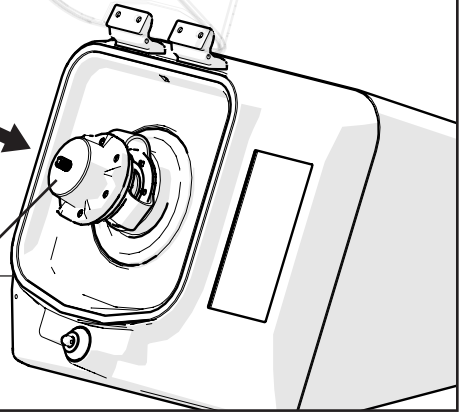
Finger Plate (included with Bead Ruptor Elite™ Bead Mill Homogenizer)



7 mL Tube Carriage

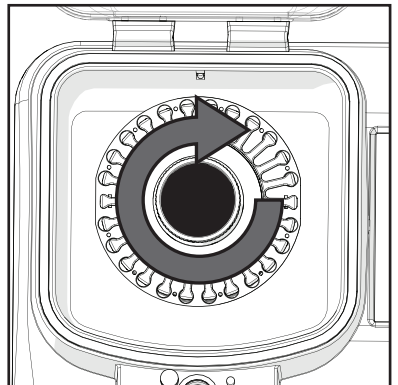
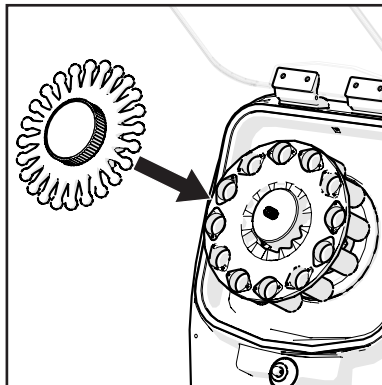


Bead Ruptor Elite™ Hub



1. Fill tube with sample for processing.

2. Load 7 mL tubes into the 7 mL Tube Carriage.



3. Place the Finger Plate on the Bead Ruptor Elite™ Hub.

4. Turn knob clockwise until tight.



OMNI
International

935 Cobb Place Blvd.
Kennesaw, GA 30144
800.776.4431 • 770.421.0058
www.omni-inc.com

PN: 03-238-3 Rev. B